



SHRIVI
BUILD CON



SHRIVI¹²²⁵

PREMIUM PLOT

INVESTMENT OPPORTUNITY

PIPALI - FEDARA STATE HIGHWAY

- ◆ NA & TITLE CLEAR PROPERTY
- ◆ IDEAL FOR RESIDENTIAL & COMMERCIAL USE
- ◆ Just 3 mins from PIPALI CIRCLE
- ◆ 5 mins from AHMEDABAD - DHOLERA EXPRESSWAY
- ◆ 10 mins from DHOLERA SIR BORDER
- ◆ 5 mins from DIAMOND CIRCLE

TOTAL PROJECT AREA

IN


SHRIVI¹²²⁵

3791.32

SQ YARD

3170

SQ MTR.





SITE AMENITIES




Gated Township



CCTV Security



Landscaping Garden



Compound Wall



24x7 Water supply

PIPALI - FEDARA STATE HIGHWAY



30 MT STATE HIGHWAY



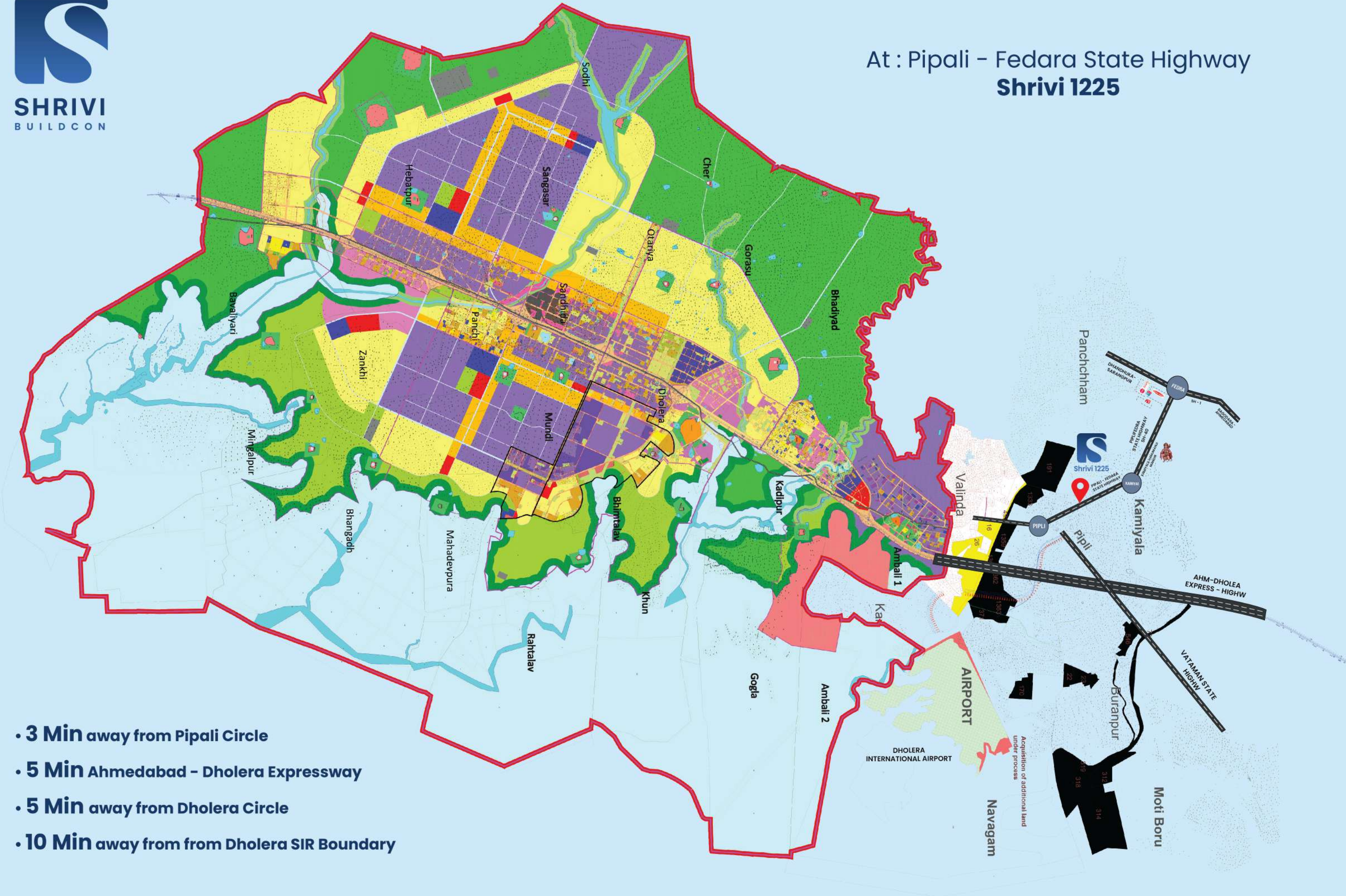
SHRVI 1225

SUB PLOT NUMBER	SUPER BUILT UP AREA (SQYD)	Status
1	671.28	●
2	230.46	●
3	230.86	●
4	231.25	●
5	231.62	■
6	244.39	●
7	240.32	■
8	228.60	●
9	228.60	●
10	228.60	●
11	228.60	●
12	228.60	●
13	568.14	●

● Sold Out

■ Available

At : Pipali – Fedara State Highway
Shrivi 1225



- **3 Min** away from Pipali Circle
- **5 Min** Ahmedabad – Dholera Expressway
- **5 Min** away from Dholera Circle
- **10 Min** away from from Dholera SIR Boundary



SHRIVI
B U I L D C O N

SHRIVI¹²²⁵

📍 **Site Address** : Shrivi 1225 - Pipali - Fedara State Highway

📍 **Office Address** : B 509-510, Shilp Aron, Pakwan Char Rasta,
Sindhu Bhavan Road, Ahemdabad.

✉ inquiry@shrivibuildcon.com

☎ +91 90812 34399